



# MOBILE ECONOMY ASIA PACIFIC

## Unique subscribers

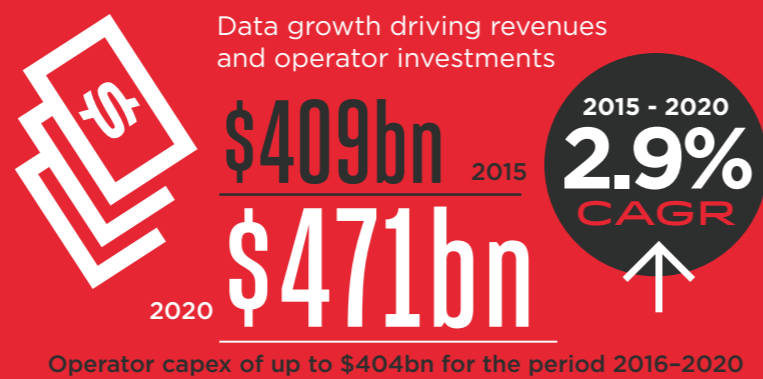


## Connections




Note: Including M2M

## Mobile operator revenues

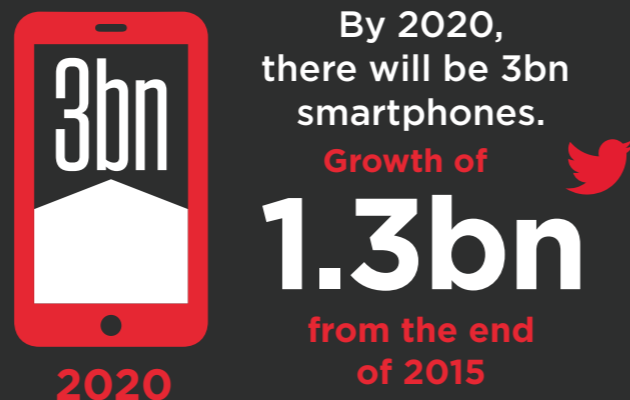


## Accelerating moves to mobile broadband networks and smartphone adoption

### MOBILE BROADBAND CONNECTIONS



### SMARTPHONES



## Mobile contributing to economic and social development across the world



Delivering digital inclusion to the still unconnected populations  
Mobile internet penetration  
2015: 45%  
2020: 63%



Delivering financial inclusion to the unbanked populations in 33 countries in Asia via 87 service providers as of December 2015



Delivering innovative new services and apps  
Number of M2M connections to reach 435m by 2020

## Mobile industry contribution to GDP



## Public funding

Mobile ecosystem contribution to public funding before regulatory fees



2015

\$111bn

## Employment

Jobs directly supported by mobile ecosystem in 2015

5.4M



Plus an additional 9.8M indirect jobs supported in 2015