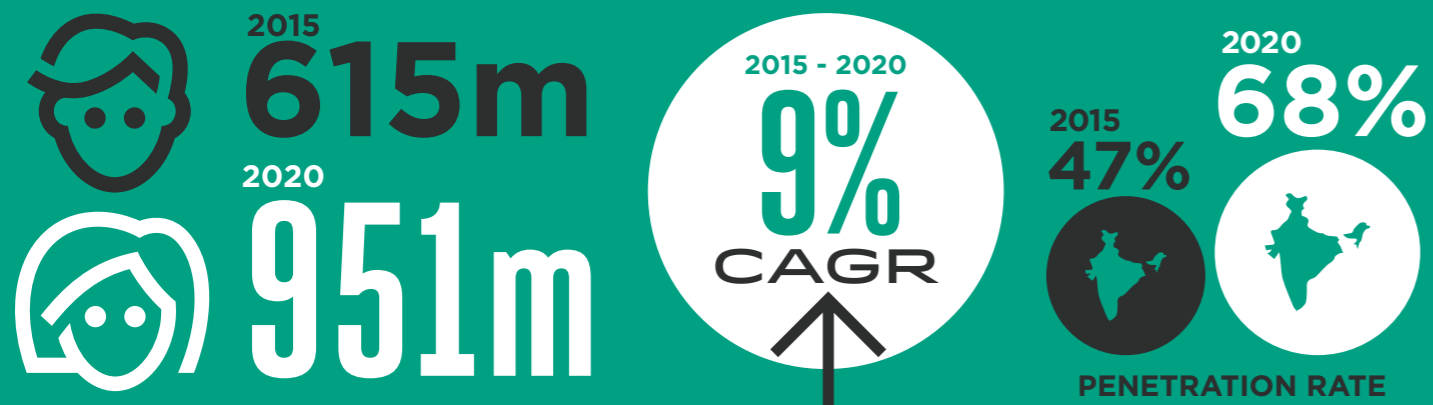



MOBILE ECONOMY INDIA

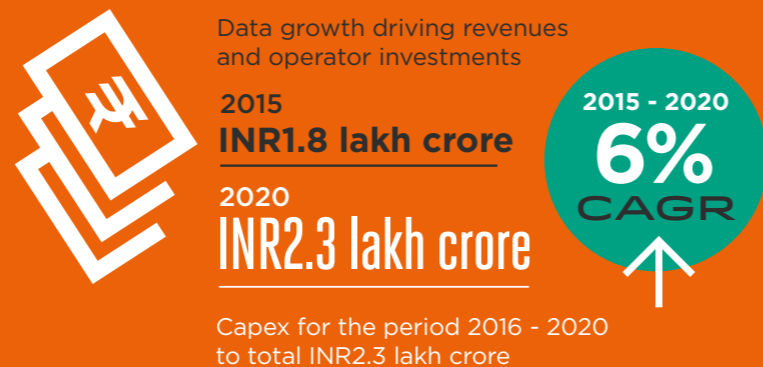
Unique subscribers



SIM connections Excluding M2M

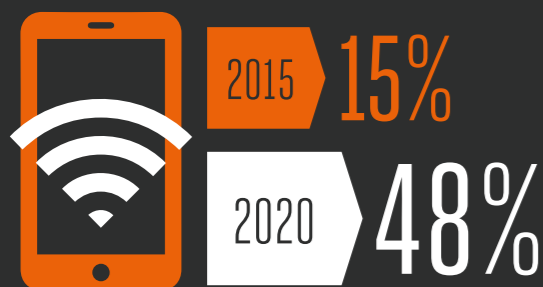


Operator recurring revenues



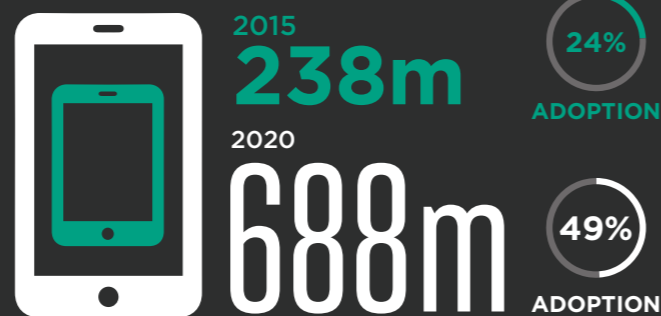
Accelerating moves to mobile broadband and smartphone adoption

MOBILE BROADBAND CONNECTIONS



Data traffic to grow by a CAGR of 63% over the period 2015 - 2020

SMARTPHONES



India is now the world's second largest smartphone market

Mobile contributing to economics and social development in India



Delivering digital inclusion to the still unconnected populations
Mobile internet penetration
2015: 30%
2020: 48%



Delivering financial inclusion to the unbanked populations
14 live services in India as of June 2016



Delivering innovative new services and apps
Number of M2M connections to reach 25m by 2020

Mobile industry contribution to GDP



Public funding

Mobile ecosystem contribution to public funding before spectrum proceeds



2015 **INR105,000 crore**

2020 **INR145,000 crore**

Employment



Plus an additional **2M** indirect jobs by 2020